



# Need help?

## Here's a clue:





# New Zealand

## Land of Adventure

**Dans quelle mesure la Nouvelle-Zélande est-elle une terre d'aventures (fantastiques) ?**




1. What do you know about it?
2. What would you like to know?
3. Would you like to go there? Why?





Activities				
Bungy jumping	Horse riding	Para-gliding	Walking or hiking	Driving or touring
Exploring	Wine tasting	Cycling or biking	Skiing & snowboarding	Dining





Watch the video. **What** activities **did** the actors **do** in N-Z.



Richard Armitage



Benedict Cumberbatch



Martin Freeman

He did ....

He went...

He visited...




**Session 2**  
**New Zealand**  
**Land of Adventure**





Which activities **did** this actress  
**do** in New-Zealand?



VERB “**do**” (**irregular**)

Simple Past (preterit):

AFFIRMATIVE = **did** (I did my homework)

NEGATIVE = **didn't do** (I didn't do my homework)

INTEROGATIVE = **Did** you **do** your homework?





2

Which action verb do you associate with the activities below?

Ride

Jump

Taste

Eat

Drink

Visit

Go


Do

Ski

Explore

Walk

Ride



6



7



3



1



5



4



9



8



10



11

## **RULE – FORMING THE SIMPLE PAST**

Regular Verbs = base+**ed** ) = I **liked** the movie.

Irregular Verbs = a challenge! Try to learn them.

# See = saw

be = was/were

# Jump

**Go**

# Arrive

# Give

# Drink

## Visit

# Ski

# Stay

# Eat

# Come

## Watch

# Travel

# Ride

# Take

# Walk

# Have

## Drive

# Hike

# Took

# Went

# Drank

# Gave

# Hiked

## Visited

**Came**

## Watched

## Stayed

# Drove

# Rode

# Had

# Travelled

# Skied

# Walked

# Jumped

# Ate


# Arrived



Watch the video. Identify the activities the actors did in N-Z.




Richard Armitage



Benedict Cumberbatch




Evangeline Lilly



Martin Freeman



Luke Evans





**Session 2**  
**New Zealand**  
**Land of Adventure**





REBRASSAGE Describe an activity to your friend



# 3 minutes revision / 10 minutes to respond

Part 1: 

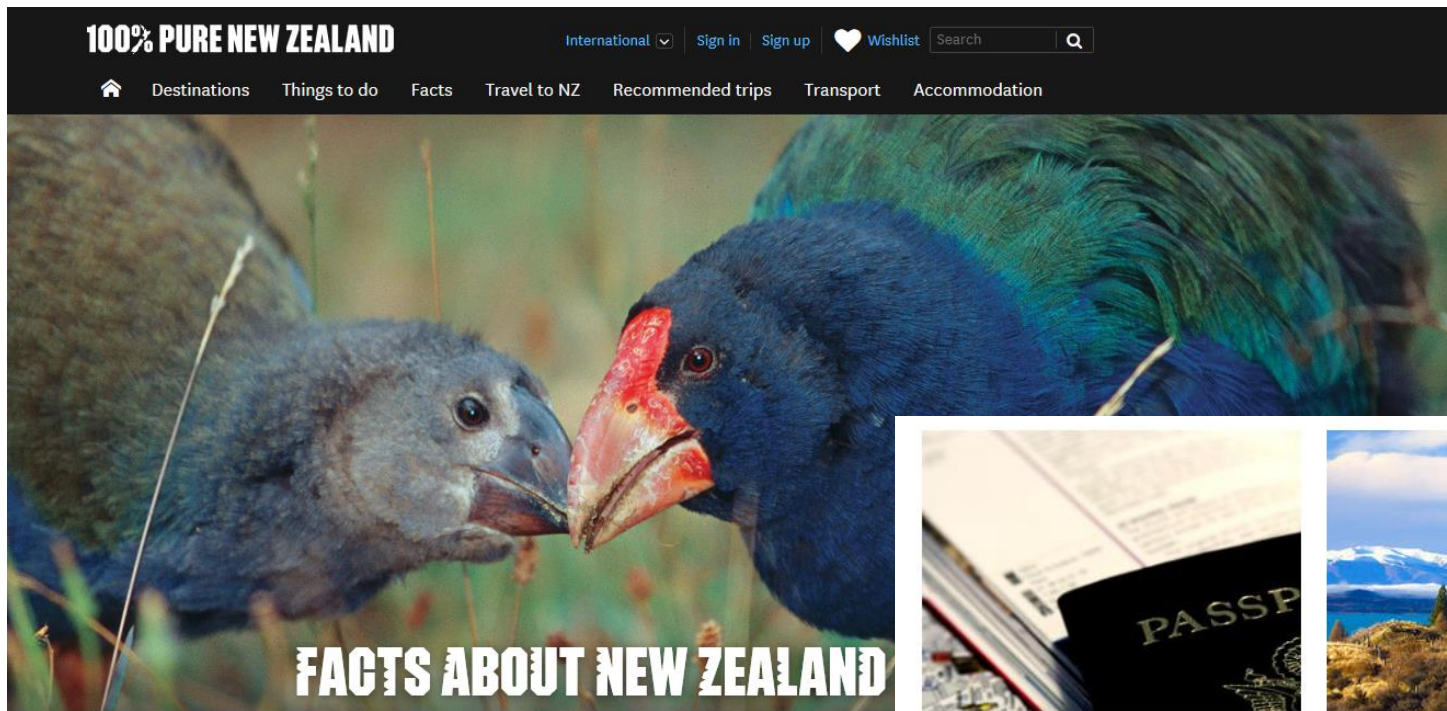
Part 2: 

KNOWLEDGE TEST				
THIS TEST HAS 2 PARTS: 1. WRITE the correct simple past form of the <u>verbes</u> . (GRAMMAR) 2. USE <u>QuickVoice</u> on your iPad. READ & RECORD each word in the list (PRONUNCIATION)			Name: _____	
Verb	Preterit (Simple Past)		Verb	Preterit (Simple Past)
Be			Have	
Travel			Play	
Give			Eat	
Arrive			<u>Like</u>	
Watch			Leave	
Go			Come	
See			Drink	
Take			Walk	
Jump			Stay	
Drive			Listen	
Total /10 :				


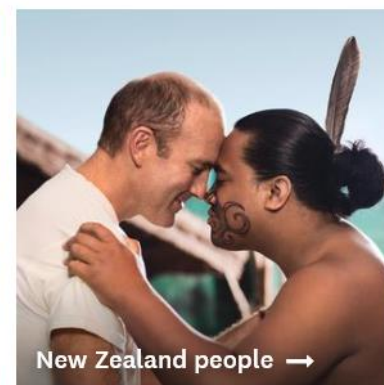
KNOWLEDGE TEST			
THIS TEST HAS 2 PARTS: 1. WRITE the correct simple past form of the <u>verbes</u> . (GRAMMAR) 2. USE <u>QuickVoice</u> on your iPad. READ & RECORD each word in the list (PRONUNCIATION)		Name: _____	
Verb	Preterit (Simple Past)	Verb	Preterit (Simple Past)
Be		Have	
Travel		Play	
Give		Eat	
Arrive		<u>Like</u>	
Watch		Leave	
Go		Come	
See		Drink	
Take		Walk	
Jump		Stay	
Drive		Listen	
Total /10 :			







[Home](#) > [Facts about New Zealand](#)



# Reading Activity

## Look at the images:

1. Identify things you see.
2. Find words you understand.
3. What type of document is it?
4. What type of information could you find here?
5. What do you think the word “FACTS” means?



TRAVEL GUIDE

Home > Facts about New Zealand > Travel guide

Planning a holiday to New Zealand? Read our practical travel advice before you depart.

WHERE IN THE WORLD IS NEW ZEALAND?

Let's start with some basics



1. Use the QR code
2. Consult only the sections displayed here.
3. Find 10 FACTS about NZ.

NEW ZEALAND PEOPLE

Home > Facts about New Zealand > New Zealand people

New Zealand's friendly and down-to-earth people will be one of the things you treasure most about your visit.

Add to Wishlist

With a patchwork history of Māori, European, Pacific Island and Asian cultures, New Zealand has become a melting-pot population - but one with some unifying features that make it unique in the world.

Today, of the 4.4 million New Zealanders (informally known as Kiwis), approximately 68% are of European descent, 14.8% are indigenous Māori, 8.2% Asian and 8.8% non-Māori Pacific Islanders.

Geographically, over three-quarters of the population live in the North Island, with one-third of the total population living in Auckland. The other main cities of Wellington, Christchurch and Hamilton are where the majority of the remaining Kiwis dwell.

Hongi, Rotorua

by Chris Sturch

A tradition Māori greeting - the hongi

HISTORY

Home > Facts about New Zealand > History

New Zealand has a rich and fascinating history, reflecting our unique mix of Māori and European culture.

Add to Wishlist

The arrival of Māori

The arrival of Europeans

Treaty of Waitangi

19th and 21st Century New Zealand

The Legend of New Zealand

Māori were the first to arrive in New Zealand, journeying in canoes from Hawaiki about 1,000 years ago. A Dutchman, Abel Tasman, was the first European to sight the country but it was the British who made New Zealand part of their empire.

In 1840, the Treaty of Waitangi was signed, an agreement between the British Crown and Māori. It established British law in New Zealand and is considered New Zealand's founding document and an important part of the country's history. The building where the treaty was signed has been preserved and, today, the Waitangi Treaty Grounds are a popular attraction.

You'll find amazing Māori historic sites and taonga (treasures) - as well as beautiful colonial era buildings - dotted throughout the country. A walk around any New Zealand city today shows what a culturally diverse and fascinating country we have become.

See also

Captain Cook's landing site and Young Nick's head

Māori culture

NEW ZEALAND CLIMATE AND WEATHER

Home > Facts about New Zealand > Travel guide > New Zealand climate and weather

Weather in New Zealand can change unexpectedly. Be prepared and understand what you can expect from different seasons below.

Add to Wishlist

While the far north has subtropical weather during summer, and inland alpine areas of the South Island can be as cold as -10°C (14°F) in winter, most of the country lies close to the coast, which means mild temperatures.

The average New Zealand temperature decreases as you travel south. January and February are the warmest months, and July is the coldest month of the year.

You can check on New Zealand weather conditions on the [Met Service website](#).

NEW ZEALAND GEOGRAPHY & GEOLOGY

Home > Facts about New Zealand > New Zealand geography & geology

You'll find a variety of awesome landscapes in New Zealand, all within easy reach of each other.

Add to Wishlist

View Gallery

Spectacular glaciers, picturesque fjords, rugged mountains, vast plains, rolling hillsides, subtropical forest, volcanic plateaus, miles of coastline with gorgeous sandy beaches - it's all here. No wonder New Zealand is becoming so popular as a location for movies.

Lying in the south west Pacific, New Zealand consists of two main islands - the [North Island](#) and the [South Island](#), [Stewart Island](#) and many smaller islands lie offshore.

The North Island of New Zealand has a 'spine' of mountain ranges running through the middle, with gentle rolling farmland on both sides. The central North Island is dominated by the Volcanic Plateau, an active volcanic and thermal area. The massive Southern Alps form the backbone of the South Island. To the east of the Southern Alps is the rolling farmland of Otago and Southland, and the vast, flat Canterbury Plains.



# New Zealand Facts and Quiz

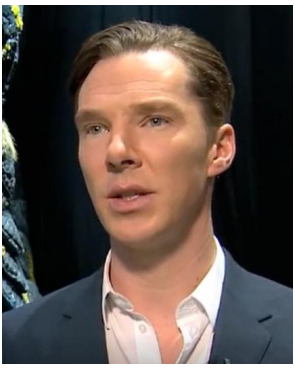
In teams, create a quiz with 5 questions for your classmates.

**Session 4**

**New Zealand**

**Land of Adventure**






Did he **do** paragliding?  
Yes he did ...



Did she **go** wine tasting?  
No, she didn't go...



Did he **visit** Wataimo Caves?  
No he didn't visit...





Was he Smaug in The Hobbit?  
No, he wasn't Smaug.



# KNOWLEDGE TEST

Revision: 3 minutes

Test: 10 minutes

TEST – Grammar		
<p><b>FILL THE GAPS</b> with the verb in the correct form (SIMPLE PAST (Preterit)):</p> <ul style="list-style-type: none"> <li>AFFIRMATIVE: <b>Pronoun + Verb</b> (past form) = I <u>liked</u> the movie.</li> <li>NEGATIVE: <b>Pronoun + did + not + Verb</b> (base) = I <u>didn't</u> <u>like</u> the movie.</li> <li>INTERROGATIVE: <b>did + Pronoun + Verb</b> (base) = <u>Did</u> you <u>like</u> the movie?</li> </ul>		
	<p>While I _____ (be)<sup>1</sup> in New Zealand, I _____ (do)<sup>2</sup> everything you can possibly do! I _____ (visit)<sup>3</sup> the Waitomo Caves and _____ (see)<sup>4</sup> the Glow Worms. I _____ (ski)<sup>5</sup> down Mount <u>Rupau</u>. I _____ (visit)<sup>6</sup> Queenstown. I _____ (take)<sup>7</sup> a helicopter out to White Island. I _____ (go)<sup>8</sup> by kayak to Milford Sound, and this was all in my playtime!</p>	
	<p>So, I _____ (have)<sup>9</sup> a lot of off-time, so I _____ (be able)<sup>10</sup> to see some of the sights in Queenstown. I _____ (travel)<sup>11</sup> down to Paradise. I _____ (shoot, not)<sup>12</sup> at Paradise, but I _____ (drive)<sup>13</sup> down there because I _____ (hear)<sup>14</sup> it _____ (be)<sup>15</sup> so incredible. And was incredible! I _____ (shoot)<sup>16</sup> at Lake <u>Pukake</u> for one day, but I also _____ (stay)<sup>17</sup> at the Lake, so I when I _____ (work, not)<sup>18</sup>, I just _____ (walk)<sup>19</sup> around and _____ (see)<sup>20</sup> the beautiful sights.</p>	
NAME:	CLASS:	MARK: /20



SEARCH

## ON THE RADIO TIMES RIVER CRUISE



### Related Articles



Our guide to Inspector Montalbano country - seductive southern Sicily



Discover the wonders of Planet Earth... in Wales



Peter Pan Goes Wrong: a feast of sumptuous silliness  
★★★★★

### Travel Deals



### Most popular this week



## Journey to Middle-earth with the Hobbit guide to New Zealand

How to make your Tolkien film fantasies a reality – with help from Martin Freeman, Richard Armitage, Evangeline Lilly and location manager Jared Connon



By Jade Bremner

Saturday 17 December 2016 at 7:30PM

The Hobbit: an Unexpected Journey is on TV tonight (7.30pm, ITV). It wasn't Peter Jackson's finest film about Middle-Earth but that's no fault of New Zealand, which played a starring role. Or as location manager (and proud Kiwi) Jared Connon put it: "This place is scenery on steroids!"

Back in 2014, Connon and cast members Martin Freeman, Richard Armitage and Evangeline Lilly revealed to us the real places behind the shoot...

### THE TROLLSHAW FOREST

Piopia, which doubles in The Hobbit as the Trollshaws forest, is a picturesque village in the King Country of North Island, with forests, pretty farmlands, exotic fauna and the Waitomo Glowworm Caves. Many scenes from the first film, An Unexpected Journey, were filmed at Piopia, including the Wargs and Orcs' attack; the Troll Hoard Cave; and Gandalf's gift to Bilbo Baggins of a magical weapon. "The King Country was certainly one of my favourite locations from the film," says Connon. "I loved scouting there as I



# Parts of an Article

Search destinations

SEARCH

ON THE RADIO  
TIMES RIVER CRUISEJourney to Middle-earth with the  
Hobbit guide to New Zealand

How to make your Tolkien film fantasies a reality – with help from Martin Freeman, Richard Armitage, Evangeline Lilly and location manager Jared Connon



## Related Articles



Our guide to inspector Montalbano country - seductive southern Sicily



Discover the wonders of Planet Earth... in Wales



Peter Pan Goes Wrong: a feast of sumptuous silliness  
★★★★★

## Travel Deals



## Most popular this week



By Jade Bremner

Saturday 17 December 2016 at 7:30PM

The Hobbit: an Unexpected Journey is on TV tonight (7.30pm, ITV). It wasn't Peter Jackson's finest film about Middle-Earth but that's no fault of New Zealand, which played a starring role. Or as location manager (and proud Kiwi) Jared Connon put it: "This place is scenery on steroids!"

Back in 2014, Connon and cast members Martin Freeman, Richard Armitage and Evangeline Lilly revealed to us the real places behind the shoot...

## THE TROLLSHAW'S FOREST

Piopio, which doubles in The Hobbit as the Trollshaws forest, is a picturesque village in the King Country of North Island, with forests, pretty farmlands, exotic fauna and the Waitomo Glowworm Caves. Many scenes from the first film, An Unexpected Journey, were filmed at Piopio, including the Wargs and Orcs' attack; the Troll Hoard Cave; and Gandalf's gift to Bilbo Baggins of a magical weapon. "The King Country was certainly one of my favourite locations from the film," says Connon. "I loved scouting there as I



## Read the descriptions and link them to the article in the image.

**Tabs** Buttons for navigation.

**Headline** A relatively short yet **catchy** and engaging phrase or sentence.

**Deck** A small secondary headline that summarizes the story.

**Ads** Commercial information (**Ad**vertissments).

**Byline** A short phrase or line that tells who wrote the story and when.

**Lead** An introduction and partial summary of the rest of the story.

**Subtitle**

**Body/story** Contains all of the relevant information of the piece.



Search destinations

SEARCH

ON THE RADIO  
TIMES RIVER CRUISE

## Related Articles



Our guide to inspector Montalbano country - seductive southern Sicily



Discover the wonders of Planet Earth... in Wales



Peter Pan Goes Wrong: a feast of sumptuous silliness  
★★★★★

## Travel Deals



## Most popular this week



Fjordland Splendour Cruise  
FROM £1,399  
★★★★★

Journey to Middle-earth with the  
Hobbit guide to New Zealand

How to make your Tolkien film fantasies a reality - with help from Martin Freeman, Richard Armitage, Evangeline Lilly and location manager Jared Connon



By Jade Bremner

Saturday 17 December 2016 at 7:30PM

The Hobbit: an Unexpected Journey is on TV tonight (7.30pm, ITV). It wasn't Peter Jackson's finest film about Middle-Earth but that's no fault of New Zealand, which played a starring role. Or as location manager (and proud Kiwi) Jared Connon put it: "This place is scenery on steroids!"

Back in 2014, Connon and cast members Martin Freeman, Richard Armitage and Evangeline Lilly revealed to us the real places behind the shoot...

## THE TROLLSHAW'S FOREST

Piopio, which doubles in The Hobbit as the Trollshaws forest, is a picturesque village in the King Country of North Island, with forests, pretty farmlands, exotic fauna and the Waitomo Glowworm Caves. Many scenes from the first film, An Unexpected Journey, were filmed at Piopio, including the Wargs and Orcs' attack; the Troll Hoard Cave; and Gandalf's gift to Bilbo Baggins of a magical weapon. "The King Country was certainly one of my favourite locations from the film," says Connon. "I loved scouting there as I



## Parts of a internet news article

Tabs

Buttons for navigation.

Headline

A relatively short yet **catchy** and engaging phrase or sentence.

Deck

A small secondary headline that summarizes the story.

Ads

Commercial information (**Ad**vertisse**ments**).

Byline

A short phrase or line that tells who wrote the story and when.

Lead

An introduction and partial summary of the rest of the story.

Subtitle

Body/story

Contains all of the relevant information of the piece.



## Dwarf, elf, wizard or hobbit? Take the Lord of the Rings quiz to find out

By Ethan Sills

10:00 AM Friday Dec 9, 2016

Movies

SHARE: [f](#) [t](#) [G+](#) [in](#) ☆



An elf, a hobbit and a wizard from the Lord of the Rings franchise.

Do you imagine yourself as a long-haired Orlando Bloom type, or a bit rougher, gruffer and, er, significantly shorter? Do you prefer battle axes, or magical staffs?

Well, Tourism NZ has the quiz for you.

This month marks the 15th anniversary of *Lord of the Rings: The Fellowship of the Ring*, and Tourism New Zealand is marking the occasion with a massive new campaign.

# Associate the parts of the article with the words

Headline

Caption

Body/story

Lead

Subtitle

Deck

Byline

Tabs

## Activity Sheet 8 – TACHE INTERMEDIAIRE – CRITERES DE REUSSITE

### Critères

1. J'écris un texte simple sous forme d'un court article de journal internert qui parle d'un tour de la Nouvelle Zélande effectué par une vedette du film The Hobbit.
2. Mon texte comporte :
  - a. Un « Headline »
  - b. Un « byline »
  - c. Une « caption » pour l'image.
  - d. Un « story »
3. Je sélectionne **UNE** vedette comme sujet.
4. Je mentionne, au moyen des informations fournies pour chaque vedette, les éléments suivants :
  - a. Le nom des lieux visités ;
  - b. Une activité menée à chaque endroit.
  - c. Votre appréciation du lieu et/ou l'activité menée à ce lieu.
5. L'action dans le développement a lieu au passé (le voyage est terminé) et j'utilise le « simple past » au besoin.
6. J'utilise au besoin des :
  - a. Connecteurs (linking words) au besoin tels : and / also / as well as / then...



Richard Armitage  
Role: Thorin



Places visited



Wataimo Caves



White Island Volcano



Mount Hutt



Milford Sound



The New Zealand Herald

Places visited



Paradise Valley



Queenstown



Lake Pukaki





Evangelique Lilly  
Role: Tauriel

**TACHE INT (PE):** You are writing an article for an Auckland newspaper about the activities stars from The Hobbit did during their off-time. Identify (1) the star, (2) the role he/she played, (3) the places they visited, (4) the activities they did, and (5) their appreciation of the place/activities.

**Session 5**

**New Zealand**

**Land of (fantastic) Adventure**







Reading Comprehension – The Hobbit – Thorin the Dwarf's Story		
Activity 1 - Repérage		
<p>READ the text and <u>UNDERLINE</u> the words you <u>UNDERSTAND</u>.          USE a <u>DICTIONARY</u> and <u>FIND</u> the meaning of the words under the text.</p>		
<p><b>A</b>          Anyway, they <u>grew</u> immensely rich and famous, and my grandfather was King Under the Mountain again.</p> <p>Anyway =          Immensely =          Famous =          King =          Under =  </p>	<p><b>B</b>          We <u>traded</u> with the mortal men of Dale and those who <u>lived</u> to the south along the Running River. <u>So</u> my grandfather's halls <u>became</u> full of <u>amour</u> and jewels and carvings and cups.</p> <p>Mortal men =          Halls = <u>salle</u> (grande)          Full of =          Amour =          Carvings = sculptures/gravures          Jewels =</p>	<p><b>C</b>          One day, an especially <u>greedy</u>, strong and <u>wicked</u> worm called <u>Smaug</u> <u>came</u> out of the North. He <u>destroyed</u> Dale and <u>drove</u> us from the Mountain and <u>took</u> the treasure of my ancestors for his own.</p> <p>Greedy =          Wicked =          Worm = synonym for dragon          Ancestors =          For his own = pour lui-même</p>
<p><b>D</b>          Long ago, in my grandfather <u>Thrór's</u> time, our family was <u>driven out of</u> the Far North and <u>came back with</u> all their <u>wealth</u> and <u>tools</u> to this mountain on the map.</p> <p>Long ago =          In my...time = à l'<u>époque</u> de          Far North = le Grand Nord          Wealth =          Tools =</p>	<p><b>E</b>          Undoubtedly that was what <u>brought</u> the dragon. Dragons <u>steal</u> gold and <u>jewels</u> <u>wherever</u> they can find them, and they guard their <u>plunder</u> <u>as long</u> <u>as</u> they live (which is practically forever) and never enjoy it at all.</p> <p>Steal =          Jewels =          Plunder = butin          Forever = pour toujours          Wherever = Partout où          As long as = aussi longtemps que</p>	<p><b>F</b>          It had been <u>discovered</u> by my far ancestor, <u>Thrain</u> the Old, but they <u>mined</u> huger halls, and I believe they <u>found</u> a good deal of gold and a great many jewels, too.</p> <p>Ancestor =          Huge =          Halls = <u>salle</u> (grande)          A good deal of = beaucoup          A great many = <u>vraiment</u> beaucoup          Jewels =</p>





LONG AGO IN MY GRANDFATHER THROR'S TIME OUR FAMILY WAS DRIVEN OUT OF THE FAR NORTH, AND CAME BACK WITH ALL THEIR WEALTH AND TOOLS TO THIS MOUNTAIN ON THE MAP.

IT HAD BEEN DISCOVERED BY MY FAR ANCESTOR, THRÄIN THE OLD, BUT NOW THEY MINED AND THEY MADE HUGE HALLS—AND I BELIEVE THEY FOUND A GOOD DEAL OF GOLD AND A GREAT MANY JEWELS TOO.

ANYWAY THEY GREW IMMENSELY RICH AND FAMOUS, AND MY GRANDFATHER WAS KING UNDER THE MOUNTAIN AGAIN.

WE TRADED WITH THE MORTAL MEN OF DALE AND THOSE WHO LIVED SOUTH ALONG THE RUNNING RIVER, SO MY GRANDFATHER'S HALLS BECAME FULL OF ARMOUR AND JEWELS AND CARVINGS AND CUPS.

UNDOUBTEDLY THAT WAS WHAT BROUGHT THE DRAGON. DRAGONS STEAL GOLD AND JEWELS WHEREVER THEY CAN FIND THEM; AND THEY GUARD THEIR PLUNDER AS LONG AS THEY LIVE (WHICH IS PRACTICALLY FOREVER), AND NEVER ENJOY IT AT ALL.

ONE DAY AN ESPECIALLY GREEDY, STRONG AND WICKED WORM CALLED SMAUG CAME OUT OF THE NORTH, DROVE US FROM THE MOUNTAIN AND TOOK THE TREASURE OF MY ANCESTORS FOR HIS OWN.

WE STILL MEAN TO GET IT BACK, AND TO BRING OUR CURSES HOME TO SMAUG—IF WE CAN.



# FIND the simple past forms of these verbs in the text

**Activity 2 – FIND** the past forms of the verbs from the texts using the table below.

Verb	Meaning	Past form	Verb	Meaning	Past form
Grow	Croître/devenir		Come back with	Retourner avec	
Be	Être		Destroy	Détruire	
Trade	Faire du commerce		Drive out of	Chasser de	
Live	Habiter		Take	Prendre	
Become	Devenir		Discover	Découvrir	
Bring	Amener/faire venir		Mine	Miner/extraire	
Come out of	Arriver de		Find	Trouver	

**Session 6**

**New Zealand**

**Land of (fantastic) Adventure**



## Vocab Quiz

<b>Word</b>	<b>Trade with</b>	<b>Come out of</b>	<b>Drive out of</b>	<b>Destroy</b>	<b>Mine</b>
<b>Simple Past</b>					
<b>Meaning</b>					
<b>Word</b>	<b>Become</b>	<b>Bring</b>	<b>Find</b>	<b>Come back with</b>	<b>Grow</b>
<b>Simple Past</b>					
<b>Meaning</b>					

# In teams, using the verbs:

# 1. Find the simple past

## 2. Find the meaning



# New Zealand – Final Task



LOOK at this image. FIND words you understand.  
What is the purpose of this site?

# Critères de réussite de la tâche finale

## Critères

1. Je complete le Middle-Earth Quiz en accedant au site avec le QR code et ma tablette.
2. J'écris un court article de journal qui parle d'un tour de la Nouvelle Zélande effectué selon un thématique de Middle Earth / The Hobbit.
3. Mon texte comporte, selon le niveau de difficulté retenue (Level 1 (max 10), Level 2 (max 15), Level 3 (max 20)) :
  - a. Un « Headline » (Level 1)
  - b. Un « Deck » (Level 3)
  - c. Un « byline » (Level 1)
  - d. Un « lead » (Level 2 & 3)
  - e. Une « caption » pour l'image. (Levels 2 & 3)
  - f. Un « story » (Level 1)
  - g. Une conclusion. (Level 3)
4. Je sélectionne 4 destinations parmi les 7 que j'ai découverte en Nouvelle Zélande.
5. L'action dans le développement a lieu au passé (le voyage est terminé) et j'utilise le « simple past » au besoin.
6. Je mentionne :
  - a. Le nom des lieux visités ;
  - b. Une activité menée à chaque endroit.
  - c. Votre appréciation du lieu et/ou l'activité menée à ce lieu.
7. J'utilise au besoin des :
  - a. Connecteurs (linking words) au besoin tels : and / also / as well as / then...
  - b. Des constructions permettant de situer la suite de l'action



# Part 1

## New Zealand – Land of (Fantastic) Adventure

Use  
during  
the quiz

### New Zealand – Land of (Fantastic) Adventure

**PART 1 – Scenario:** You are a journalist. You have been invited to take a Middle-Earth New Zealand Tour. Write an article about your experience. Complete the quiz and discover your tour. Use the sheet below to take notes.

1	NOTE the 5 questions you are asked during the quiz.	1. I was asked... 2. 3. 4. 5.
2	At the end of the quiz, what was your character?	At the end of the quiz, my character was....

**PART 1 – Scenario:** You are a journalist. You have been invited to take a Middle-Earth New Zealand Tour. Write an article about your experience. Complete the quiz and discover your tour. Use the sheet below to take notes.

1	NOTE the 5 questions you are asked during the quiz.	1. I was asked... 2. 3. 4. 5.
2	At the end of the quiz, what was your character?	At the end of the quiz, my character was....

### PART 2 – ITINERARY

Use this ITINERARY to (A) IDENTIFY the 7 places proposed to for your character, (B) NOTE some words to describe the PLACES you visited, (C) NOTE an appropriate adventure activity you do at each location, and (D) your APPRECIATION of the place/activity. USE the TIPS to help find the information you need.

	1	2
(A) Location		
(B) Words to describe the place	(snowy mountains, river, beautiful lake...)	
(C) Possible adventure activities	(jumping, skiing ...)	
(D) Your expressions of appreciation	(It was...great / wonderful / fantastic / beautiful, ...)	
	3	4
(A) Location		
(B) Words to describe the place		
(C) Possible adventure activities		
(D) Your expressions of appreciation		
	5	6
(A) Location		
(B) Words to describe the place		
(C) Possible adventure activities		
(D) Your expressions of appreciation		
	7	
(A) Location		
(B) Words to describe the place		
(C) Possible adventure activities		
(D) Your expressions of appreciation		

# Part 2

### PART 2 – ITINERARY

Use this ITINERARY to (A) IDENTIFY the 7 places proposed to for your character, (B) NOTE some words to describe the PLACES you visited, (C) NOTE an appropriate adventure activity you do at each location, and (D) your APPRECIATION of the place/activity. USE the TIPS to help find the information you need.

	1	2
(A) Location		
(B) Words to describe the place	(snowy mountains, river, beautiful lake...)	
(C) Possible adventure activities	(jumping, skiing ...)	
(D) Your expressions of appreciation	(It was...great / wonderful / fantastic / beautiful, ...)	
	3	4
(A) Location		
(B) Words to describe the place		
(C) Possible adventure activities		
(D) Your expressions of appreciation		
	5	6
(A) Location		
(B) Words to describe the place		
(C) Possible adventure activities		
(D) Your expressions of appreciation		
	7	
(A) Location		
(B) Words to describe the place		
(C) Possible adventure activities		
(D) Your expressions of appreciation		

Use Part 2 to  
collect detailed  
information  
during your Tour

This Info will be  
important in the  
Final Task!



# Use the QR codec

## Start the questionnaire

## Use Activity Sheet 12

**100% PURE NEW ZEALAND**

International ▼ [Sign in](#) [Sign up](#) [Wishlist](#)

[Home](#) [Destinations](#) [Things to do](#) [Facts](#) [Travel to NZ](#) [Recommended trips](#) [Transport](#) [Accommodation](#)



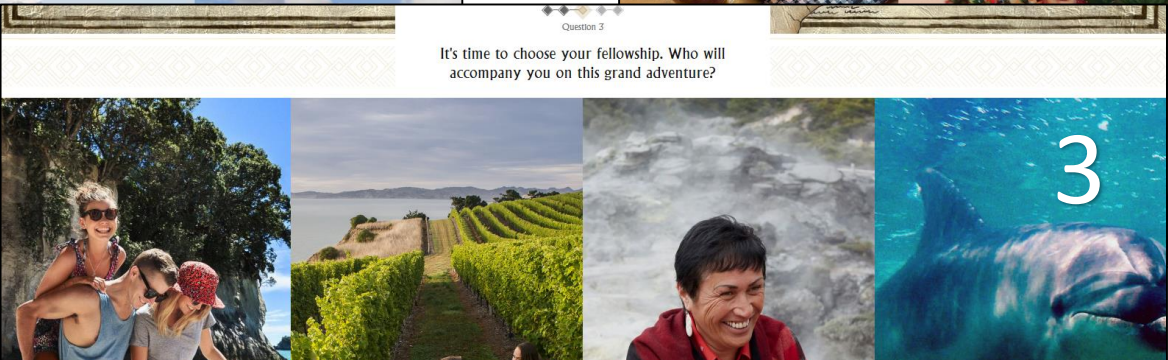
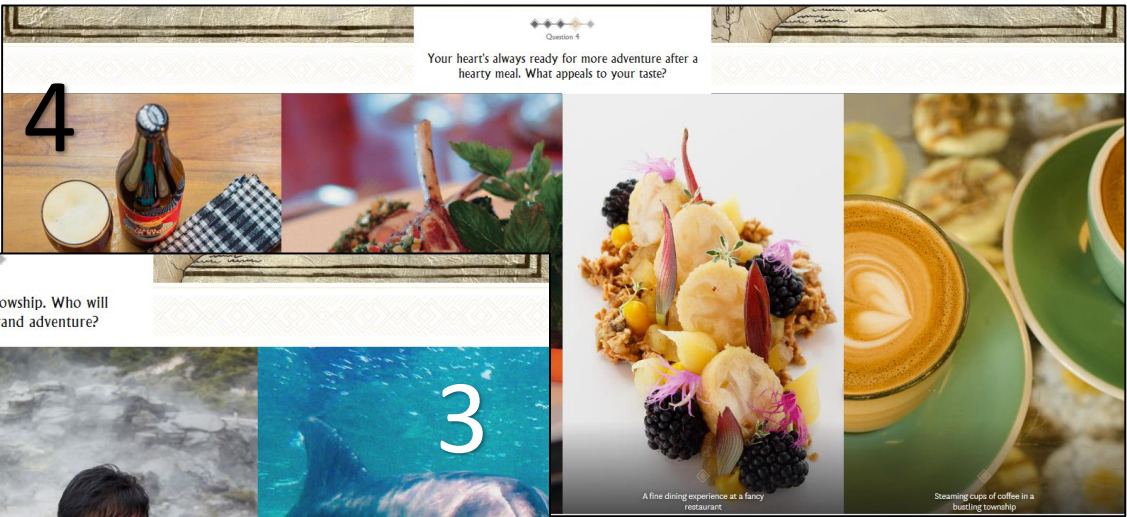
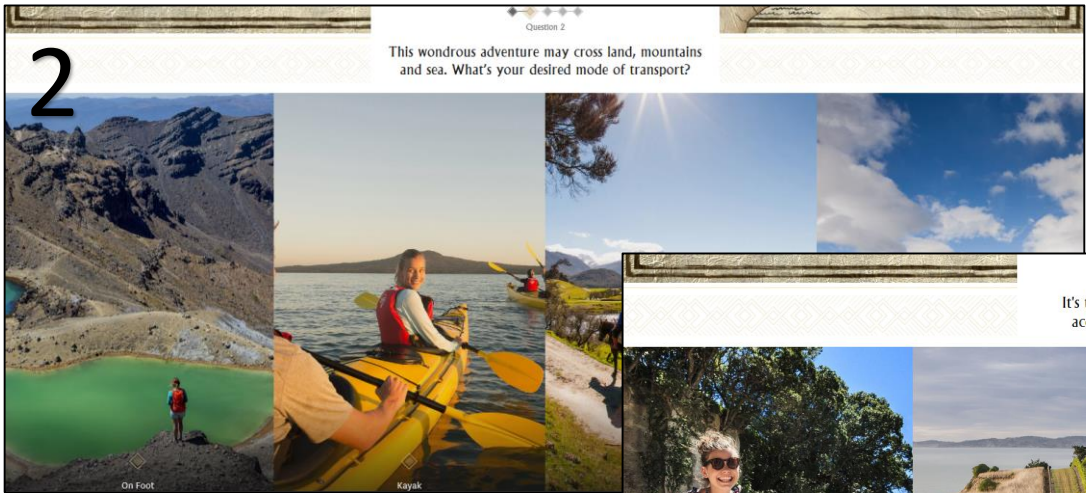
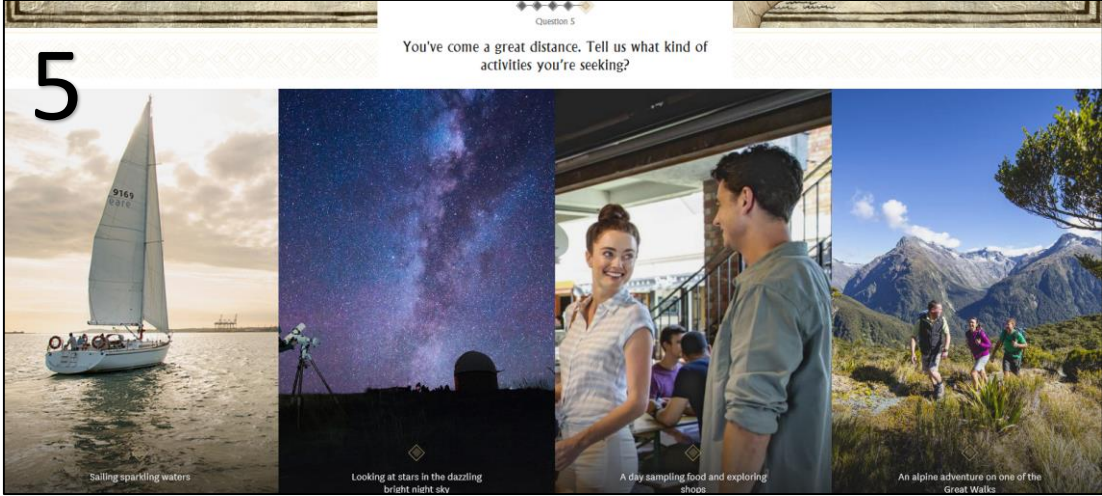
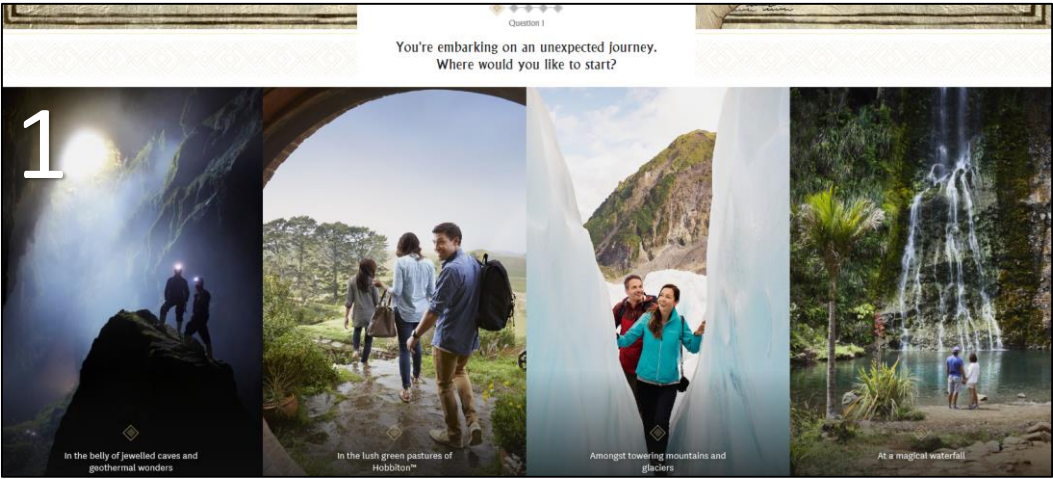
## Welcome Traveller, your Middle-earth journey awaits

Take the quiz below to reveal if you're a Wizard, a Hobbit, a Dwarf, or an Elf


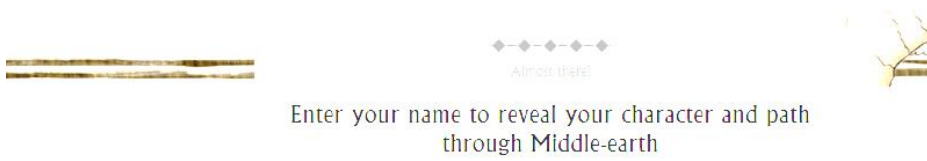
BEGIN QUIZ



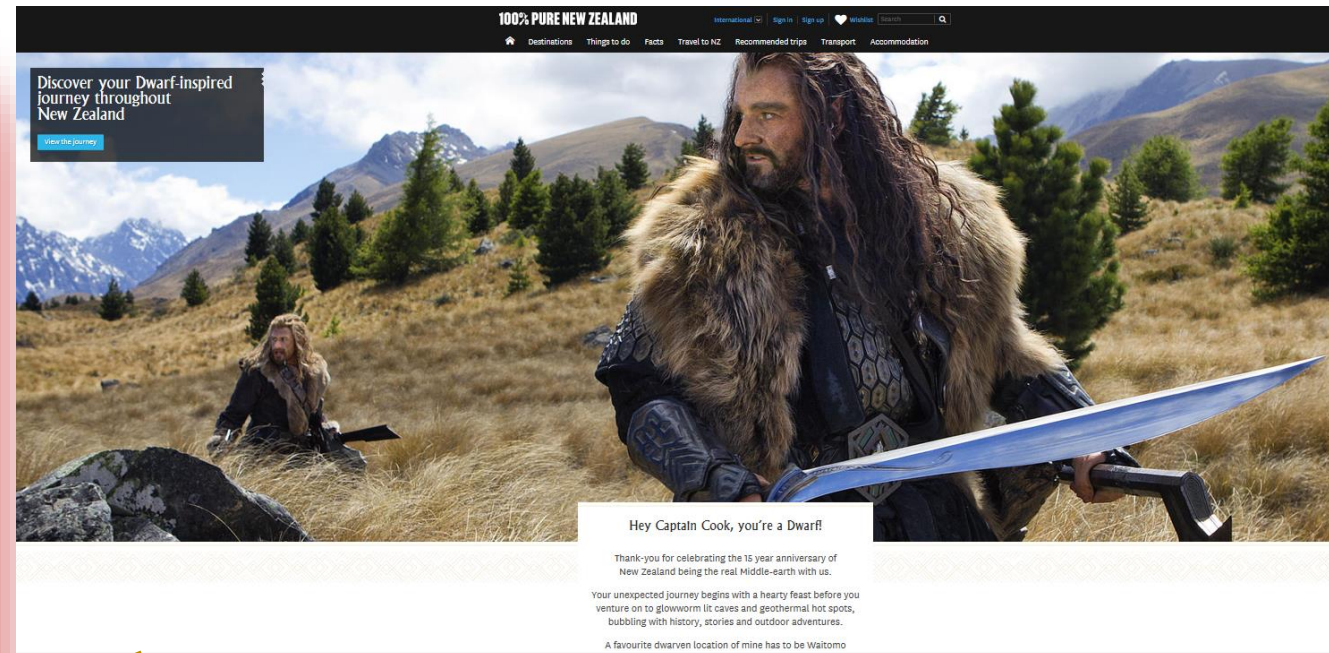
# Answer the 5 questions to determine your character...







Once you have completed the questions, provide your name....





# PART 2 – Discover the 7 locations of your tour....TAKE NOTES!!!

## Tips

### Feel the earth's power in Rotorua

As you approach [Rotorua](#), you may notice a faint scent of sulphur and escaping curls of steam, the first hints of the region's dramatic geothermal character. Witness the earth's power at the famed Pohutu Geyser - the undisputed star of the Whakarewarewa Thermal Valley. The geyser erupts up to 20 times a day to heights of 30 metres at [Te Puia](#).



Visit Te Puia to experience the might of the iconic Pohutu Geyser that erupts up to 20 times a day, spurting hot water up to 30m skyward.

**TIP A:** look for the location here

**TIP B:** use the image for descriptive vocabulary

**TIP C:** use the Discover more link to find activities

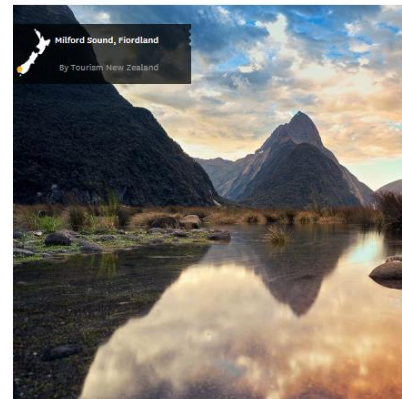
**TIP D:** use the text for appreciation expressions

### Experience the tranquility of Fiordland

Ancient rainforest clings to impossibly steep mountains, waterfalls tumble hundreds of metres into massive fiords, and the shimmering lakes and granite peaks look the same today as they did thousands of years ago. [Fiordland National Park](#) and the Mavora Lakes were the location for Fangorn Forest - take a moment to breathe in here and enjoy the tranquility of nature.



"This is the Middle-earth I had always pictured."  
Sir Ian McKellen  
Gandalf  
[Discover The Hobbit Trilogy filming locations.](#)



ROTORUA

[Discover more of Rotorua](#)

#### HIGHLIGHTS

[Whakarewarewa Thermal Valley](#)  
[Maori Culture](#)  
[Mountain biking in The Redwoods](#)

#### PROXIMITY

[40min from Auckland Airport](#)  
[3hrs from Auckland](#)  
[1hr from Tauranga or Taupo](#)

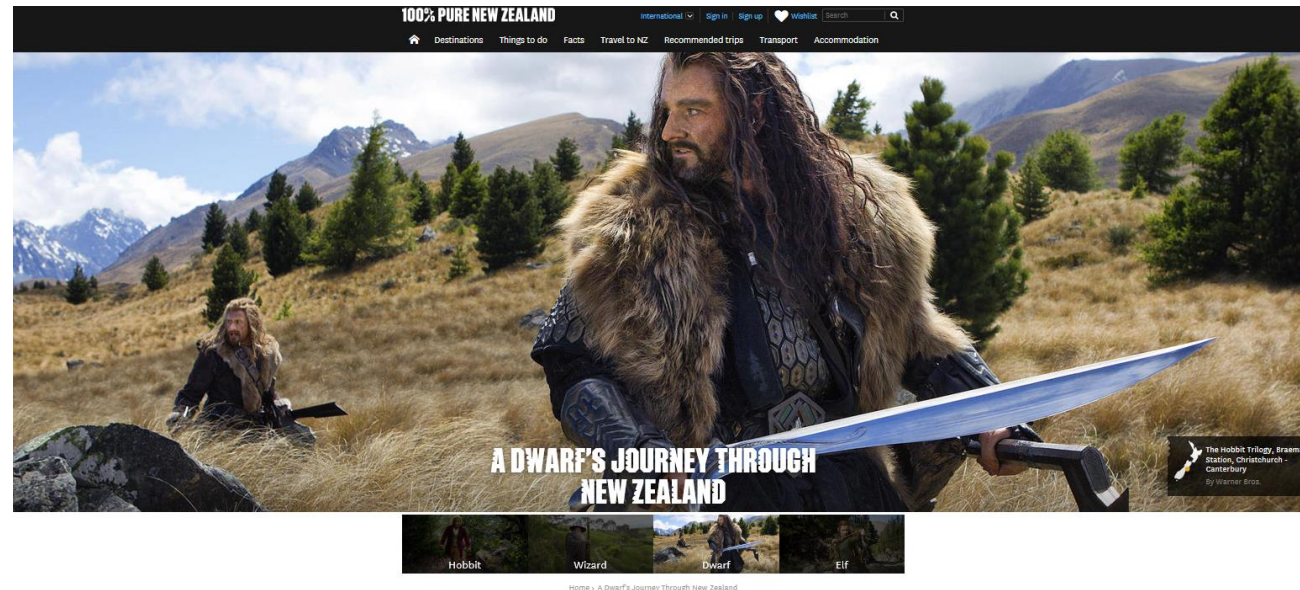
Change language: [French](#)



# Session 7 - Final Task


## New Zealand

### Land of (fantastic) Adventure





Nom de l'élève		Classe	Date	Séquence
Nom	Prénom	4è2 / 4è3	March 2017	New Zealand
Descripteur et niveau A2+ visé – Expression écrite				
Rédiger un court texte articulé et cohérent sur des sujets concrets ou abstraits relatif aux domaines qui lui sont familiers.				
Tâche(s)		You are a journalist. You have recently returned from a Middle Earth-themed tour of New Zealand and are describing your journey in an article for your newspaper, the Auckland Herald.		
Degrés et Points attribués	A- CONTENU/ RÉALISATION DE LA / DES / TÂCHE(S)	B- COHÉRENCE DANS LA CONSTRUCTION DU DISCOURS	C- CORRECTION DE LA LANGUE	D- RICHESSE DE LA LANGUE
5 points	Satisfaisante quant au contenu et l'intelligibilité,	Cohérence immédiatement perceptible. Effort de construction, habile et non-artificiel.	Bon contrôle des structures simples et courantes, MÊME SI quelques erreurs sur les structures complexes qui ne gênent pas la compréhension.	Gamme suffisamment large de mots et expressions pour varier les reformulations, MÊME SI quelques lacunes ou confusions.
4 points	Intelligible et suffisamment développée, MÊME SI absence de références culturelles.	Présence d'enchaînements chronologiques et/ou logiques, MÊME SI parfois maladroits.	Assez bonne maîtrise des structures simples et courantes, MÊME SI quelques erreurs sur les structures simples qui ne gênent pas la compréhension.	Gamme suffisante de mots et expressions pour pouvoir développer, MÊME SI utilisation fréquente de périphrases, de répétitions ou mots incorrects.
3 points			Production immédiatement compréhensible, MÊME SI fréquence des erreurs sur des structures simples et courantes	Mots et structures pour la plupart adaptés à l'intention de communication, MAIS limités, ce qui réduit les possibilités de développement.
2 points	Correspond à un début de traitement de la tâche, MAIS développement trop limité ou très maladroit (lecture qui requiert un effort).	Simple liste de points, MAIS organisés de façon cohérente et intelligible.	Production globalement compréhensible, MAIS très réduite, ou bien les erreurs se multiplient, au point de rendre la lecture peu aisée.	Vocabulaire pauvre, nombre important de périphrases, incorrections, répétitions, MÊME SI le discours reste intelligible.
1 point	Trop partielle ou pas de véritable tentative de réponse.	Cohérence difficile à percevoir, Production confuse.	Production difficilement compréhensible, erreurs très nombreuses.	Vocabulaire très pauvre, discours difficilement compréhensible.
Points obtenus	/5 points	/5 points	/5 points	/5 points
Niveau atteint :	A1 (4-5)    A1+ (6-10)    A2 (10-15)    A2+ (16-20)			TOTAL (A+B+C+D)...../20
Appréciation et conseils:				

Your Article	
(Headline)	
(Deck)	
(Byline)	(Caption)
(Lead)	
(Story)	

# Critères de réussite de la tâche finale

Critères
<ol style="list-style-type: none"> <li>1. Je complete le Middle-Earth Quiz en accedant au site avec le QR code et ma tablette.</li> <li>2. J'écris un court article de journal qui parle d'un tour de la Nouvelle Zélande effectué selon un thématique de Middle Earth / The Hobbit.</li> <li>3. Mon texte comporte, selon le niveau de difficulté retenue (Level 1 (max 10), Level 2 (max 15), Level 3 (max 20)) :             <ol style="list-style-type: none"> <li>a. Un « Headline » (Level 1)</li> <li>b. Un « Deck » (Level 3)</li> <li>c. Un « byline » (Level 1)</li> <li>d. Un « lead » (Level 2 &amp; 3)</li> <li>e. Une « caption » pour l'image. (Levels 2 &amp; 3)</li> <li>f. Un « story » (Level 1)</li> <li>g. Une conclusion. (Level 3)</li> </ol> </li> <li>4. Je sélectionne 4 destinations parmi les 7 que j'ai découverte en Nouvelle Zélande.</li> <li>5. L'action dans le développement a lieu au passé (le voyage est terminé) et j'utilise le « simple past » au besoin.</li> <li>6. Je mentionne :             <ol style="list-style-type: none"> <li>a. Le nom des lieux visités ;</li> <li>b. Une activité menée à chaque endroit.</li> <li>c. Votre appréciation du lieu et/ou l'activité menée à ce lieu.</li> </ol> </li> <li>7. J'utilise au besoin des :             <ol style="list-style-type: none"> <li>a. Connecteurs (linking words) au besoin tels : and / also / as well as / then...</li> <li>b. Des constructions permettant de situer la suite de l'action</li> </ol> </li> </ol>