

## 2. 112 - A Kids' awareness campaign

### Document 3- SOS 112.be video clip (à exploiter partiellement):

#### Objectifs :

- ➔ Repérer les différentes situations d'urgence: What happened? What is happening now?
- ➔ Rappeler le preterit, introduire le present BE + V-ing et du vocabulaire sur les situations d'urgence

<https://www.youtube.com/watch?v=zKwgUHrw9ZY>

#### - Compréhension orale globale de 0' à 0'33

-> repérer le type de document et le public auquel il s'adresse

*-What type of document is it? What is the aim of the document? Who does it address?*

-> Pour donner un enjeu d'écoute: ► *Is it efficient?*

(réflexion individuelle puis mise en commun groupe classe)

#### Productions possibles:

*This document is an animated video clip from SOS 112.be. It is part of an awareness campaign addressed to children in Belgium, and everywhere in Europe. It explains when and how to use the emergency number.*

► *The song and the repetitions of the number "Dial 112" in the chorus make it easy to remember so it is a very efficient awareness campaign! The illustrations are clear and easy to understand too. (.../...)*

#### Point culturel + encart à coller dans le cahier avec refrain à compléter:



In the 112 kids film, a young rapper tells the story of Freddy. This story has been inspired by a 6 year old Belgian boy, Shayan. This brave little guy saved his mom, because he knew how to dial the emergency number 112. <https://www.youtube.com/watch?v=zKwgUHrw9ZY>

#### Extracts from the lyrics:

Here's a little story about a kid called Fred. One day a bad thing happened, but he was ready.

He saved his mom's life 'cause he knew what to do. He just picked up a phone and dialed 112.

Chorus: To get help from a friend dial 112,

To be a life-saver, it's what you gotta do!



In the 112 kids film, a young rapper tells the story of Freddy. This story has been inspired by a 6 year old Belgian boy, Shayan. This brave little guy saved his mom, because he knew how to dial the emergency number 112. <https://www.youtube.com/watch?v=zKwgUHrw9ZY>

**Extracts from the lyrics:**

*Here's a little story about a kid called Fred. One day a bad thing ....., but he was ready.*

*He ..... his mom's life 'cause he knew what to do. He just ..... up a phone and ..... 112.*

*Chorus: To get help from a friend, dial 112,*

*To be a life-saver, it's what you gotta do!*



In the 112 kids film, a young rapper tells the story of Freddy. This story has been inspired by a 6 year old Belgian boy, Shayan. This brave little guy saved his mom, because he knew how to dial the emergency number 112. <https://www.youtube.com/watch?v=zKwgUHrw9ZY>

**Extracts from the lyrics:**

*Here's a little story about a kid called Fred. One day a bad thing ....., but he was ready.*

*He ..... his mom's life 'cause he knew what to do. He just ..... up a phone and ..... 112.*

*Chorus: To get help from a friend, dial 112,*

*To be a life-saver, it's what you gotta do!*



In the 112 kids film, a young rapper tells the story of Freddy. This story has been inspired by a 6 year old Belgian boy, Shayan. This brave little guy saved his mom, because he knew how to dial the emergency number 112. <https://www.youtube.com/watch?v=zKwgUHrw9ZY>

**Extracts from the lyrics:**

*Here's a little story about a kid called Fred. One day a bad thing ....., but he was ready.*

*He ..... his mom's life 'cause he knew what to do. He just ..... up a phone and ..... 112.*

*Chorus: To get help from a friend, dial 112,*

*To be a life-saver, it's what you gotta do!*

– **Compréhension orale détaillée de 0'33 à la fin; GUIDAGE et stratégies de la CO:**

-> Rassurer les élèves sur leur capacité à mobiliser les éléments linguistiques connus (pré-requis: rappeler le lexique vu lors de la séance "first aid") et à s'appuyer sur les images pour saisir le sens général du document

-> Consignes d'écoute: *WATCH the pictures and LIST the emergency situations you see*

**Mise en commun à partir des mots trouvés par les élèves - participation orale libre:**

Emergency situations	I saw... -> I heard..
FAINTING	a woman on the floor -> "Found his mom on the ground, the mom wasn't ok"
FIRE	a house burning, a boy calling 112, the fire brigade / a fire engine -> "A fire"
DROWNING	someone drowning in a river / the sea, a girl calling an ambulance -> "A flood"
ACCIDENT	A man bleeding and lying on the floor next to his bike -> "An accident, did your dad get hurt?"

**et reformulation orale à partir de captures d'écran projetées :**


-> participation orale guidée / on utilise les repérages + vocabulaire à la demande

Consignes possibles: *What happened? / What's happening now?*

*Describe the emergency situation, use first person (as if you were calling 112) and 3<sup>rd</sup> person for the victim*

-> étoffement des productions et répétitions individuelles pour mémorisation

Slide 1




Slide 2



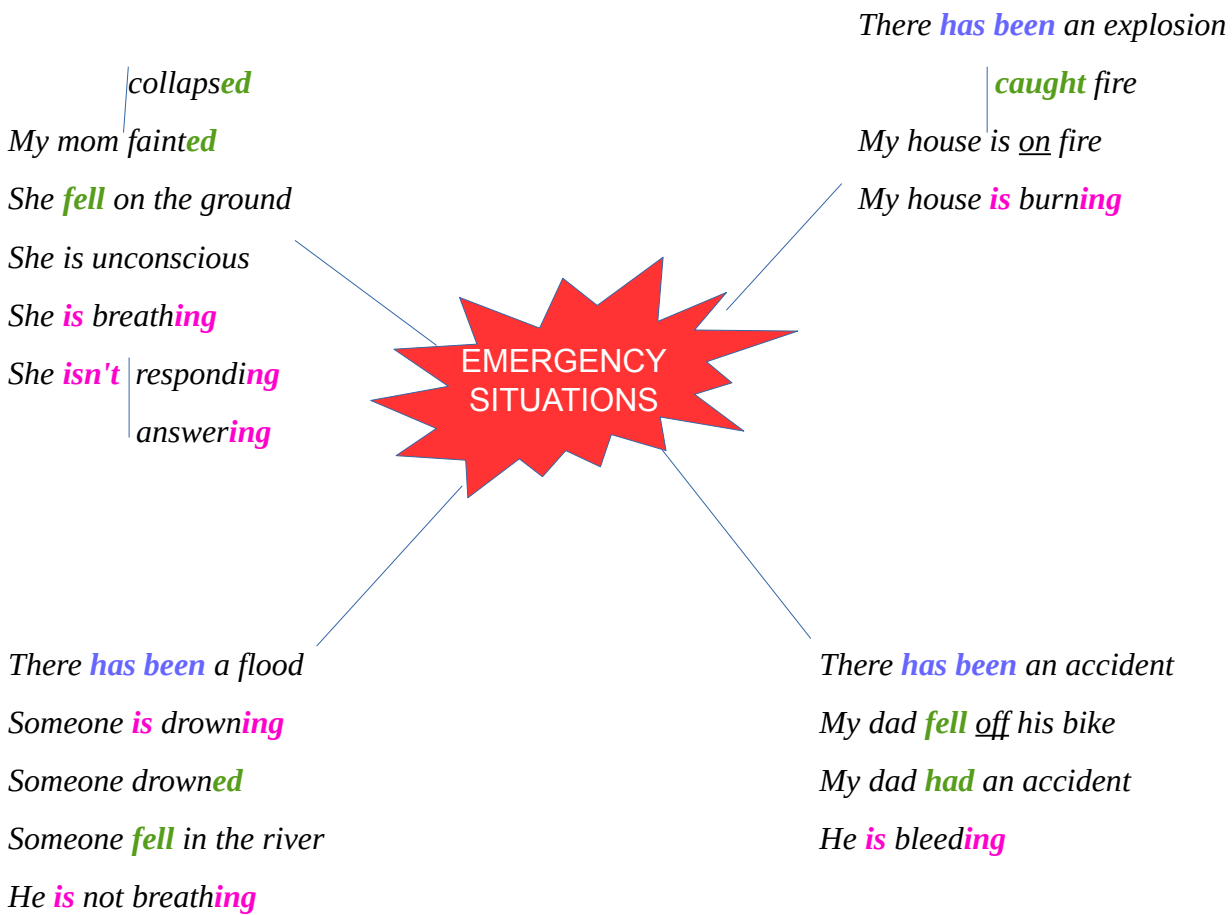
Slide 3



Slide 4



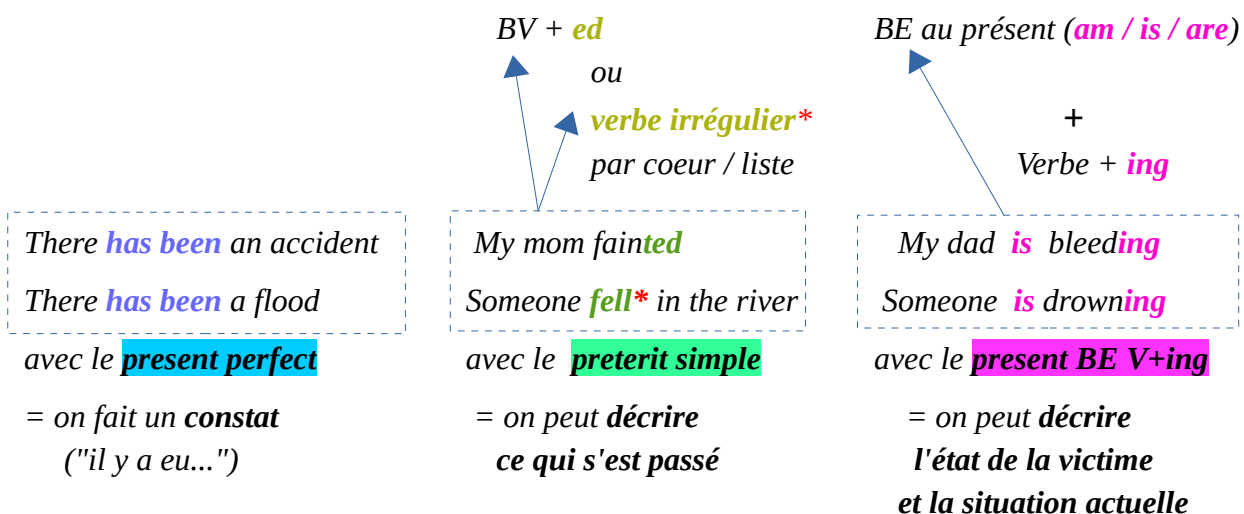
Attentes de production / trace écrite: brainstorming en fonction des propositions des élèves:



-> **Réflexion sur la langue** à partir des différentes formes verbales qu'on fait repérer, puis surligner de 3 couleurs différentes dans la trace écrite:

Laisser les élèves observer les encadrés ci-dessous et déduire les formations et emplois:

(à formuler à partir des propositions des élèves)



**Exercice de manipulation preterit simple / present BE +V-ing**

**Put the verbs in the right tense:**

My parents ..... (have) a car accident last week.

They ..... (lose) consciouness.

Their car ..... (catch) fire.

They ..... (do) rehabilitation sessions everyday  
to get better.

That's horrible!

HELP! My cat ..... (jump) in the river!

He ..... (drown) !!

He .....(sink) in the water!!

Let's call the fire brigade!

- What ..... you .....? (do)

- I ..... (dial) 112 because the neighbours' house  
..... (burn)!!!

**Put the verbs in the right tense:**

My parents ..... (have) a car accident last week.

They ..... (lose) consciouness.

Their car ..... (catch) fire.

They ..... (do) rehabilitation sessions everyday  
to get better.

That's horrible!

HELP! My cat ..... (jump) in the river!

He ..... (drown) !!

He .....(sink) in the water!!

Let's call the fire brigade!

- What ..... you .....? (do)

- I ..... (dial) 112 because the neighbours' house  
..... (burn)!!!

*Prévoir un test de leçon ici*